






Design	Reference #	Format & Size	Surface Type	Total thickness
 LA2 Wedge Wood	BMRTP LA2 1/8 24X24	Tile 24" x 24"	Bamboo	0.125 " (3.18 mm)
 LA2 Wedge Wood	FRPASP LA2 1/8 24X24	Tile 24" x 24"	Rice Paper	0.125 " (3.18 mm)
 LA2 Wedge Wood	HRTSP LA2 1/8 24X24 400368127	Tile 24" x 24"	Hammered	0.125 " (3.18 mm)
 LA2 Wedge Wood	RTSP LA2 1/8 RD 24X24	Tile 24" x 24"	Raised Round	0.125 " (3.18 mm)
 LA2 Wedge Wood	RTSP LA2 1/8 SQ 24X24	Tile 24" x 24"	Raised Square	0.125 " (3.18 mm)