






Design	Reference #	Format & Size	Surface Type	Total thickness
 LC2 City Block	BMRTSP LC2 1/8 24X24 400105024	Tile 24" x 24"	Bamboo	0.125 " (3.18 mm)
 LC2 City Block	FRPASP LC2 1/8 24X24 400276137	Tile 24" x 24"	Rice Paper	0.125 " (3.18 mm)
 LC2 City Block	HRTSP LC2 1/8 24X24 400368145	Tile 24" x 24"	Hammered	0.125 " (3.18 mm)
 LC2 City Block	RTSP LC2 1/8 RD 24X24	Tile 24" x 24"	Raised Round	0.125 " (3.18 mm)
 LC2 City Block	RTSP LC2 1/8 SQ 24X24	Tile 24" x 24"	Raised Square	0.125 " (3.18 mm)