















Cartography - Cartography 04843 EDGE SHADOW 15613

Design	Reference #	Format & Size	Backing	Packaging
 Cartography 04843 EDGE SHADOW 15613	606091019	Roll 6' X 105'	Powerbond Cushion	
 Cartography 04843 EDGE SHADOW 15613	606139020	Tile 24" x 24"	ethos® Modular with Omniccoat Technology™	15 per box 6.67 sq. yd per box 30 boxes per pallet
 Cartography 04843 EDGE SHADOW 15613	606140019	Tile 24" x 24"	Modular ER3®	15 per box 6.67 sq. yd per box 30 boxes per pallet
 Cartography 04843 EDGE SHADOW 15613	606726013	Tile 18" x 36"	Modular Flex Aire® Cushion	1 per box 0.50 sq. yd per box 400 boxes per pallet
 Cartography 04843 EDGE SHADOW 15613	606727013	Tile 18" x 36"	Modular Flex Aire® Cushion RS	1 per box 0.50 sq. yd per box 400 boxes per pallet
 Cartography 04843 EDGE SHADOW 15613	606728013	Tile 18" x 36"	Modular ER3® RS	1 per box 0.50 sq. yd per box 400 boxes per pallet
 Cartography 04843 EDGE SHADOW 15613	606729013	Tile 18" x 36"	Modular ER3®	1 per box 0.50 sq. yd per box 400 boxes per pallet
 Cartography 04843 EDGE SHADOW 15613	606730013	Tile 18" x 36"	ethos® Modular with Omniccoat Technology™	1 per box 0.50 sq. yd per box 400 boxes per pallet
 Cartography 04843 EDGE SHADOW 15613	606731013	Tile 24" x 24"	Modular Flex Aire® Cushion	15 per box 6.67 sq. yd per box 30 boxes per pallet
 Cartography 04843 EDGE SHADOW 15613	606732013	Tile 24" x 24"	Modular Flex Aire® Cushion RS	15 per box 6.67 sq. yd per box 30 boxes per pallet
 Cartography 04843 EDGE SHADOW 15613	606733013	Tile 24" x 24"	Modular ER3® RS	15 per box 6.67 sq. yd per box 30 boxes per pallet
 Cartography 04843 EDGE SHADOW 15613	606739013	Tile 9" x 36"	ethos® Modular with Omniccoat Technology™	1 per box 0.25 sq. yd per box 800 boxes per pallet
 Cartography 04843 EDGE SHADOW 15613	606741013	Roll 6' X 105'	Powerbond Cushion RS	
 Cartography 04843 EDGE SHADOW 15613	606742013	Roll 6' X 105'	Powerbond Medfloor®	